



Bir Cizginiz Olsun...

www.decorline.com.tr



Decorline Dekoratif Cephe Sistemleri İth. İhr. San.Tic. Ltd. Şti.
2019 yılında sektörün ihtiyaçlarını karşılamak amacıyla kurulmuştur.

Uzman ve profesyonel kadrosu ile
müşterilerimizin ihtiyaçlarına farklı çözümler sunmayı,
kalite ve güven anlayışı ile kısa sürede fark yaratmayı başarmıştır.

Yapı ve dekorasyon sektöründe Decorline markamızın,
bilinir ve güvenilir bir marka olması için
özverili bir şekilde çalışmayı prensip ediniyoruz.

“Eğitim ve Yalıtım Şart” sloganı ile
yalıtımın da eğitim kadar önemli olduğunu sürekli vurgulayarak
Ülkemize katma değer kazandırmak için tüm gücümüz ile çalışıyoruz.
Binalara yalıtım sağlayarak hem ısı yalıtımında tasarruf edilmesini sağlayıp
hem de dekoratif ürünler ile yapıları güzelleştiriyoruz.

Decorline Dekoratif Cephe Sistemleri ile yatırımlarınıza değer katın.

Dekorasyon uğruna ormanlarımızdan vazgeçmeyelim.
Ülkemizde ve Dünyada ağaçların daha az kesilmesini sağlamak için
Eps Strafordan ve XPS ürünlerden ahşap görünümlü panel ve kütükler üretip
daha yeşil bir Dünya olması için hiç durmadan çaba gösteriyoruz.

*“İşimiz gücümüz
Dünya’yı güzelleştirmek”*



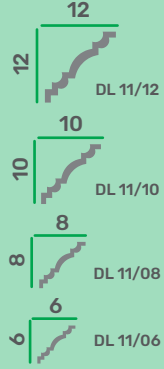
İÇİNDEKİLER

İÇ CEPHE ÜRÜNLER

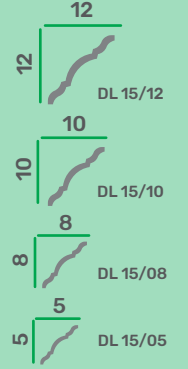
KARTONPİYER MODELLERİ	4
LEDLİ KARTONPİYER MODELLERİ	8
EPS DESENLİ KARTONPİYER MODELLERİ	11
EPS BORDÜR MODELLERİ	13
EPS ÇITA ve KÖŞE MODELLERİ	14
DEKORATİF TAVAN KAPLAMA (STANDART) ...	15
EPS LAMBA GÖBEKLERİ	16
AHŞAP TONOZ ve PROFİL MODELLERİ	18
POLİSTREN ÇITA	21
POLİSTREN SÜPÜRGELİK	28
POLİSTREN LAMBİRİ ÇITALAMA SİS.	32
POLİSTREN KÖŞE	33
POLİSTREN LEDLİ SÜPÜRGELİK	35
POLİSTREN LEDLİ KARTONPİYER	36
POLİSTREN KARTONPİYER	38
İÇ CEPHE PANELLERİ	48
TAMAMLAYICI ÜRÜNLER	63
İÇ CEPHE PANELLERİ (İNCE)	67
ÖZEL BASKILI ÜRÜNLER	73

DIŞ CEPHE ÜRÜNLER

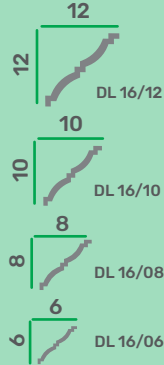
SÖVELER	78
KAT SİLME ve DENİZLİKLER	81
HARPUŞTA ve U PROFİLLER	83
PAYANDALAR	84
ÖZEL TAÇLAR	86
KÖŞELER	88
KEMERLER	90
DESENLİ KAT SİLMELER	91
SÜTUNLAR ve SÜTUN BAŞLIKLARI	92
KAPLAMALAR	94
DESENER	96
DESENLİ TAÇLAR (PENCERE ÜSTÜ)	99
ENJEKSİYON KÖŞE TAŞLARI	100
DEKORATİF SÜSLEMELER	101
ENJEKSİYON ÜRÜNLERİ	103
ÖZEL KAPLAMALI ÜRÜNLER	105
YERDEN ISITMA	106
MERMER DESENLİ ÜRÜNLER	108
DÜZ YÜZEYLİ AHŞAP KAPLAMALI ÜRÜNLER ..	110
AHŞAP DOKULU KAPLAMALAR	111
DIŞ CEPHE PANELLERİ	113



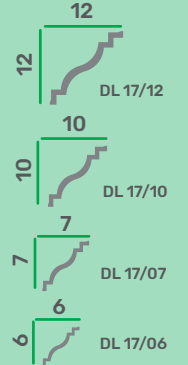
DL 11-BİLECİK



DL 15-BOLU



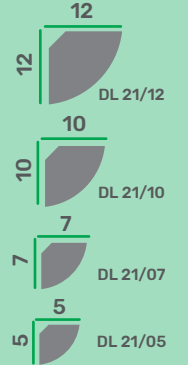

DL 16-BURSA



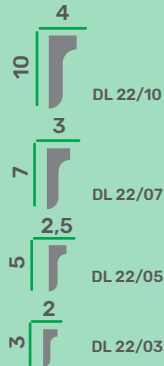
DL 17-ÇANAKKALE



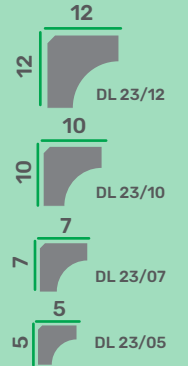
DL 20-DİŞLİ C



DL 21 - BOMBELİ ÇİTA



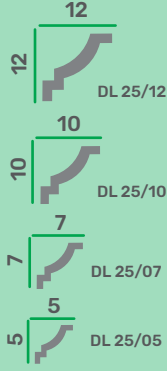
DL 22 - L KÖŞE



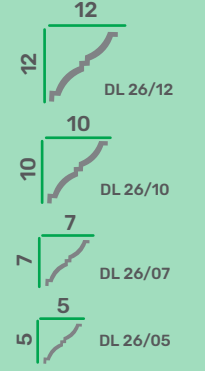
DL 23 - C ÇİTA




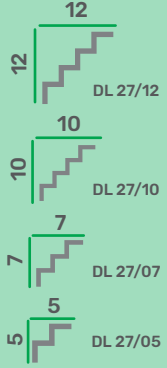
DL 25 - TERS C



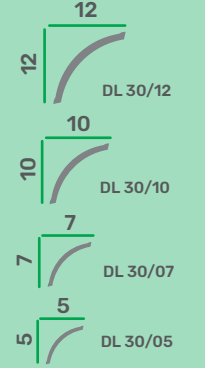
DL 26 - ESKİŞEHİR



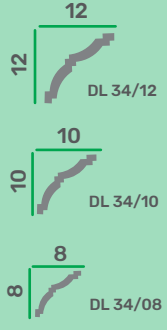
DL 27 - YILDIRIM



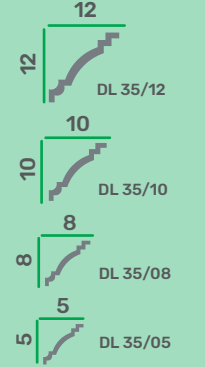
DL 30 - DÜZ C



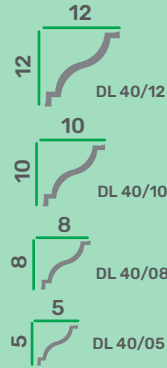
DL 34 - İSTANBUL



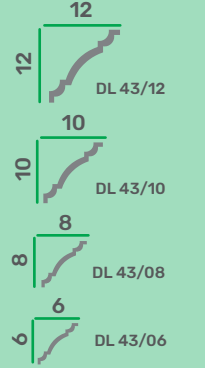
DL 35 - İZMİR



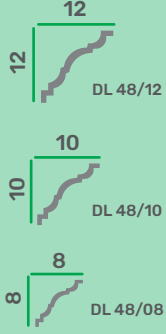
DL 40 - NİLÜFER



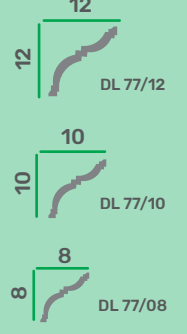
DL 43 - KÜTAHYA



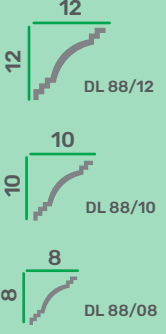
KARTONPİYER
MODELLERİ



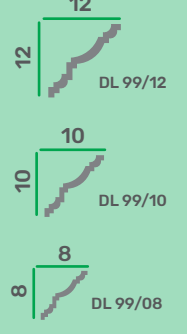
DL 48 - MUĞLA



DL 77 - YALOVA



DL 88 - BODRUM

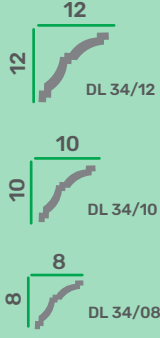


DL 99 - ULUDAĞ

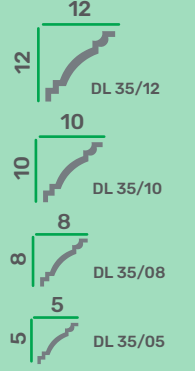




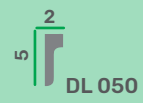
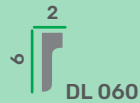
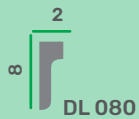
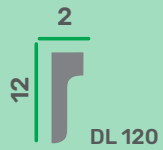
DL 34 - İSTANBUL



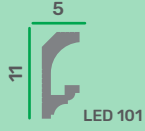
DL 35 - İZMİR




PERDELİK MODELLERİ ve UYGULAMASI



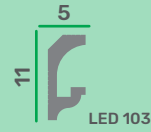
LEDLİ
KARTONPİYER
MODELLERİ




LED 101




LED 102



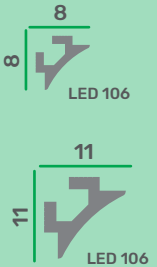
LED 103




LED 104










LED 105



LED 106







LEDLİ
KARTONPİYER
MODELLERİ




LED 121



LED 122



LED 123



Tüm gizli ışık modellerimiz malzemenin özelliği sebebiyle az miktarda da olsa ışık geçirmektedir.
Bu sebeple buna uygun LED ürünleri kullanılmalıdır.

EPS KLAS 101



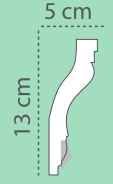
EPS KLAS 108



EPS KLAS 102



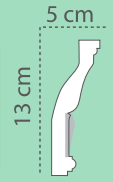
EPS KLAS 109




EPS KLAS 103



EPS KLAS 110




EPS KLAS 104



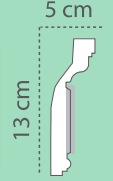
EPS KLAS 111



EPS KLAS 105



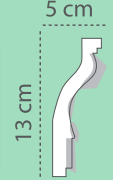
EPS KLAS 112



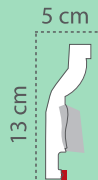
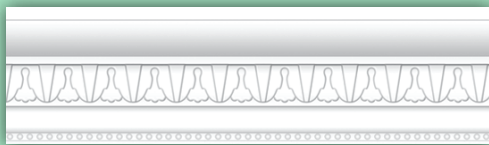
EPS KLAS 106



EPS KLAS 113



EPS KLAS 107



EPS KLAS 114



EPS DESENLİ
KARTONPİYER MODELLERİ



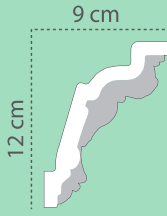
EPS KLAS 156



EPS KLAS 155



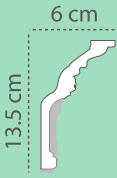
EPS KLAS 158



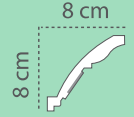
EPS KLAS 157



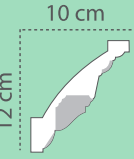
EPS KLAS 159



EPS KLAS 201



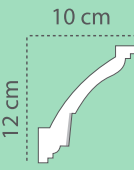
EPS KLAS 151



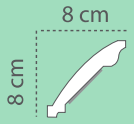
EPS KLAS 202



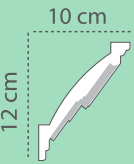
EPS KLAS 152



EPS KLAS 203



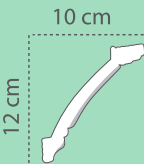
EPS KLAS 153



EPS KLAS 204



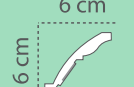
EPS KLAS 154

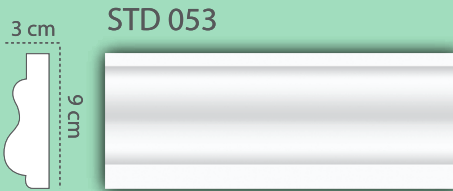
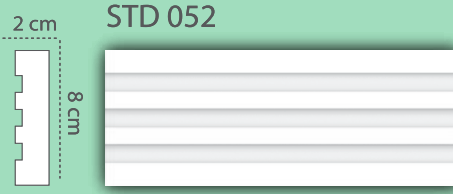
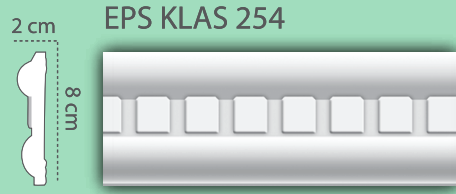
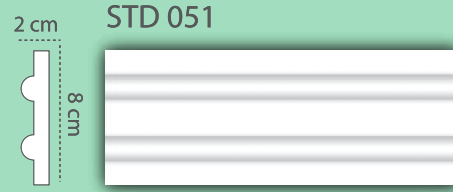
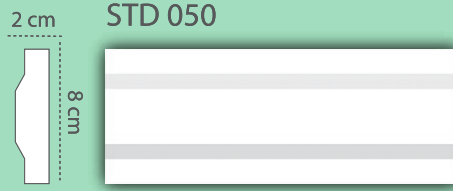
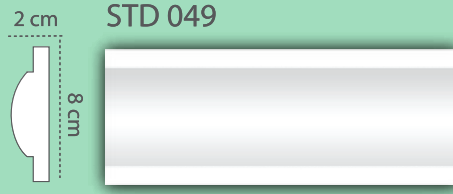


EPS KLAS 205

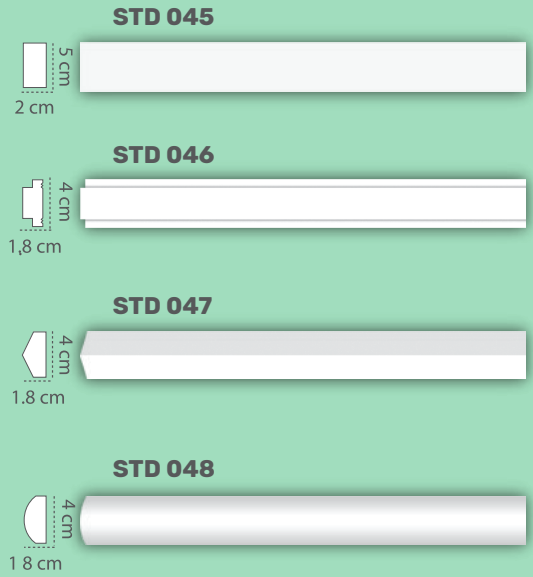
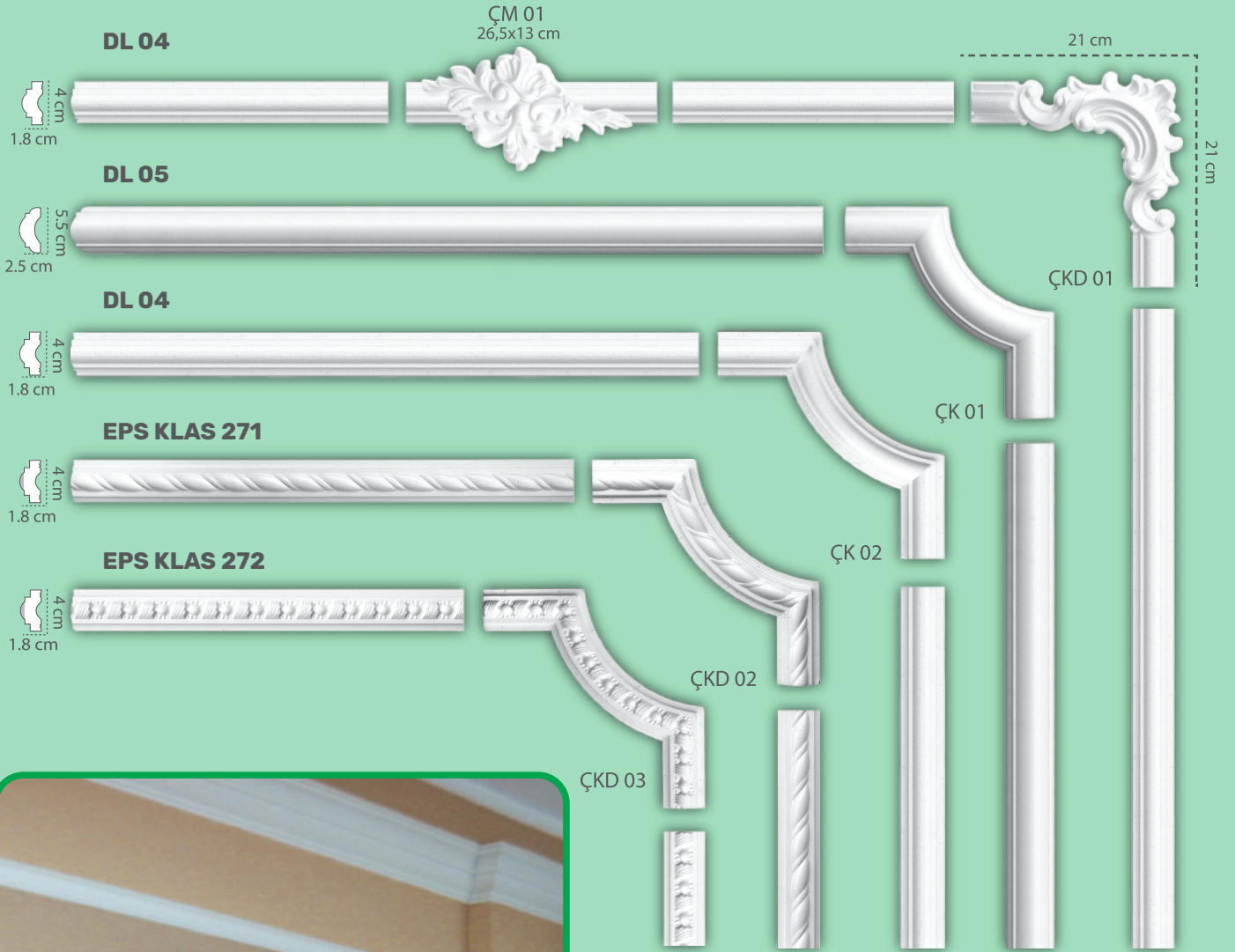


EPS KLAS 206






EPS ÇITA ve
KÖŞE MODELLERİ




SAKLİKENT 1111 (PETEK)

50 x 50 cm




KARAIN 1112 (YENİ HASIR)

50 x 50 cm




ASPENDOS 1113 (KÖŞE DESENLİ)

50 x 50 cm



ÇIRALI 1114 (PİRAMİT)

50 x 50 cm



PERGE 1115 (KARE)

50 x 50 cm



DAMLATAŞ 1116 (FASARİT)

50 x 50 cm



OLİMPOS 1117 (YONCA)

50 x 50 cm



FALEZ 1118 (ÇİZGİ)

50 x 50 cm




DÜDEN 1119 (HASIR)

50 x 50 cm



KURŞUNLU 1120 (İNCE TUĞLA)

50 x 50 cm




PATARA 1121 (TUĞLA)

50 x 50 cm



BEŞKONAK 1122 (KESMETAŞ)

50 x 50 cm



Dekoratif tavan kaplama plakaları standart kalınlığında EPS polistren olup, enjeksiyon makinelerinde kalıplı üretim yapılmaktadır. Montajı kolay olup, istenirse üzeri su bazlı boya ile boyanabilmektedir. Dekoratif yönüne ek olarak izolasyon da sağlamaktadır.

Decorative ceiling plates are made of EPS polystyrene with standard thickness by injection mold machines. It is easy to be mounted and painted with almost every types of aqua based dyes. In addition to its decorative aspect, it also provides insulation.

EPS
LAMBA GÖBEKLERİ



KD 113
Ø 60 cm



KD 114
Ø 48 cm



KD 115
Ø 38 cm



KD 103
Ø 56.5 cm



KD 104
Ø 41 cm



KD 107
Ø 50 cm



KD 108
Ø 38 cm



KD 111
Ø 48 cm



KD 112
Ø 38 cm



KD 109
Ø 48 cm



KD 110
Ø 38 cm




KD 105
Ø 42 cm



KD 106
Ø 48 cm



KG 78
Ø 70 cm



KG 55
44.5 x 55 cm



KG 76
Ø 52 cm



KG 77
Ø 39 cm



KG 72
53 x 46 cm



KG 75
35 x 40 cm



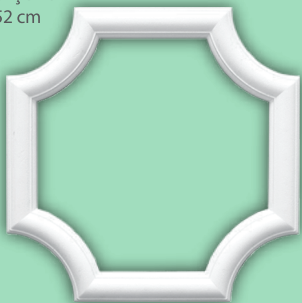
KG 70
51 x 48 cm



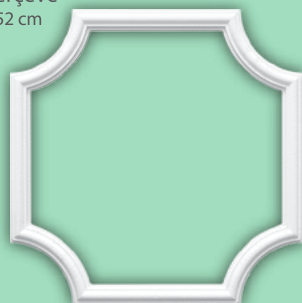
KG 73
40 x 37 cm



C - 01
B. Çerçeve
52 x 52 cm



C - 02
K. Çerçeve
52 x 52 cm



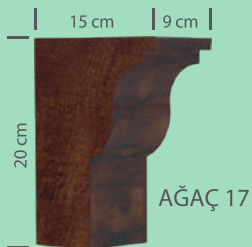


KG 71
54 cm



KG 74
42 cm





SERİ RESİMLERİ BASKI TEKNİĞİ VE ORTAMDAKİ IŞIĞA GÖRE ORJİNAL RENKLERDEN FARKLILIK GÖSTEREBİLİR. RENK VE NUMUNELER TASARIM TESCİLLİDİR KOPYALANAMAZ.
Photographs may differ from the original colors according to the printing technique and ambient light. Products are registered in design. Do not copy.



AĞAÇ 10



AĞAÇ 11



AĞAÇ 13



AĞAÇ 12



AĞAÇ 30




AĞAÇ 15




AĞAÇ 26



AĞAÇ 25




AĞAÇ 14



SERİ RESİMLERİ BASKI TEKNİĞİ VE ORTAMDAKİ IŞIĞA GÖRE ORJİNAL RENKLERDEN FARKLILIK GÖSTEREBİLİR. RENK VE NUMUNELER TASARIM TESCİLLİDİR KOPYALANAMAZ.
Photographs may differ from the original colors according to the printing technique and ambient light. Products are registered in design. Do not copy.

POLİSTREN ÇİTALAMA SİSTEMLERİ






DC 025

SoftTouch Code: ABC-2512-D2

SuperSatin Code: ABC-2512-1

2400mm x 62mm x 25mm 




DC 030

SoftTouch Code: AD-014-D2

SuperSatin Code: AD-014-1

2400mm x 30mm x 14mm 




DC 040

SoftTouch Code: AC-012-D2

SuperSatin Code: AD-012-1

2400mm x 40mm x 20mm 



DC 050


SoftTouch Code: AD-016-D2

SuperSatin Code: AD-016-1

2400mm x 50mm x 22mm 



POLİSTREN
ÇİTALAMA SİSTEMLERİ




DC 021

SoftTouch Code: DK-2010-D2

SuperSatin Code: DK-2010-12

2400mm x 20mm x 10mm




DC 031

SoftTouch Code: AD-019-D2

SuperSatin Code: AD-019-1

2400mm x 30mm x 14mm




DC 041

SoftTouch Code: DK-4016-D2

SuperSatin Code: DK-4016-12

2400mm x 40mm x 16mm






DC 022

SoftTouch Code: AD-013-D2

SuperSatin Code: AD-013-1

2400mm x 22mm x 10mm  




DC 070

SoftTouch Code: AB-7050-D2

SuperSatin Code: AB-7050-12

2400mm x 70mm x 20mm  




DC 059

SoftTouch Code: AD-017-D2

SuperSatin Code: AD-017-1

2400mm x 60mm x 27mm  



DC 080


SoftTouch Code: AB-8050-D2

SuperSatin Code: AB-8050-12

2400mm x 80mm x 20mm  



POLİSTREN
ÇİTALAMA SİSTEMLERİ




DC 051

SoftTouch Code: AD-021-D2

SuperSatin Code: AD-021-1


2400mm x 50mm x 24mm



DC 060

SuperSatin Code: AD-011-1

2400mm x 60mm x 23mm





DC 062

SoftTouch Code: AB-003-D2

SuperSatin Code: AB-003-1

2400mm x 60mm x 21mm






DC 032

SuperSatin Code: AD-008-1



2400mm x 30mm x 09mm  




DC 044

SoftTouch Code: ABC-4010-D2

SuperSatin Code: ABC-4010-1


2400mm x 40mm x 10mm  



DC 045

SuperSatin Code: ABC-4008-1

2400mm x 40mm x 08mm  




DC 047

SoftTouch Code: ABC-4708-D2

SuperSatin Code: ABC-4708-1

2400mm x 47mm x 08mm  






DC 106

SuperSatin Code: AB-004-1

2400mm x 100mm x 20mm




DC 084

SoftTouch Code: MB-8015-D2

SuperSatin Code: MB-8015-12


2400mm x 80mm x 15mm



DC 083

SuperSatin Code: AB-017-1

2400mm x 83mm x 12mm




DC 074

SoftTouch Code: AB-018-D2

SuperSatin Code: AB-018-1

2400mm x 70mm x 15mm

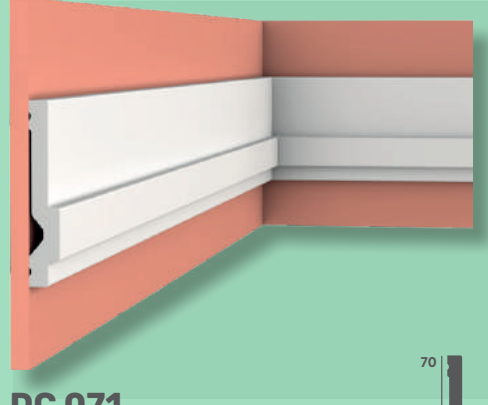




DC 121

SuperSatin Code: AB-007-1


2400mm x 120mm x 27mm



DC 071

SuperSatin Code: DSK-6913-1


2400mm x 70mm x 13mm



DC 073

SuperSatin Code: AB-005-1


2400mm x 73mm x 23mm




DC 094

SuperSatin Code: AB-020-1

2400mm x 94mm x 30mm






DC 101

SuperSatin Code: DSK-11015-1


2400mm x 101mm x 15mm 



DC 081

SuperSatin Code: DSK-8115-1


2400mm x 80mm x 15mm 



DC 061

SuperSatin Code: DSK-6015-1

2400mm x 60mm x 15mm 




DC 063

SuperSatin Code: DSK 6012-1

2400mm x 60mm x 12mm 






DC 150

SuperSatin Code: DSK-14917-1


2400mm x 150mm x 17mm



DC 120

SuperSatin Code: DSK-12018-1


2400mm x 120mm x 18mm



DC 100

SuperSatin Code: DSK-11515-1

2400mm x 100mm x 15mm




DC 099

SuperSatin Code: DSK-9915-1

2400mm x 100mm x 15mm






DC 104

SuperSatin Code: DSK-10022-1


2400mm x 100mm x 22mm



DC 124

SuperSatin Code: AS-005-1


2400mm x 124mm x 23mm



DC 102

SuperSatin Code: DSK-10213-1

2400mm x 102mm x 13mm




DC 105

SuperSatin Code: DSK-10011-1

2400mm x 100mm x 11mm






DC 095

SuperSatin Code: BAS 1000-1


2400mm x 95mm x 19mm



DC 103

SuperSatin Code: DSK-9815-1


2400mm x 100mm x 15mm



DC 108

SuperSatin Code: DSK-10815-1

2400mm x 108mm x 15mm



DC 122


SuperSatin Code: AS-001-1

2400mm x 120mm x 16mm






DECORLINE LAMBİRİ PROFİL WAINSCOTTING PROFILE




DLP 110

SuperSatin Code: BD-1133-1

2400mm x 110mm x 12mm






DCK 020

SuperSatin Code: AK-002-1


2400mm x 20mm x 20mm 



DCK 014

SuperSatin Code: AK-003-1


2400mm x 14mm x 14mm 



DCK 019

SuperSatin Code: AK-004-1

2400mm x 19mm x 13mm 




DCK 021

SuperSatin Code: AK-005-1

2400mm x 20mm x 20mm 



POLİSTREN
KÖŞE SİSTEMLERİ


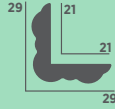


DCK 029

SoftTouch Code: AK-007-D2

SuperSatin Code: AK-007-1

2400mm x 32mm x 21mm 

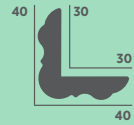


DCK 040

SoftTouch Code: AK-008-D2

SuperSatin Code: AK-008-1

2400mm x 46mm x 30mm 


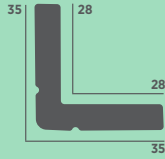


DCK 035

SoftTouch Code: BAL-350-D2

SuperSatin Code: BAL-350-12

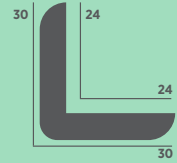
2400mm x 50mm x 27mm 




DCK 030

SuperSatin Code: AK-001-1

2400mm x 39mm x 25mm 






DCL 101

SuperSatin Code: ASL-001-1


2400mm x 101mm x 19mm



DCL 115

SuperSatin Code: ASL-002-1


2400mm x 115mm x 21mm



DCL 100

SuperSatin Code: ASL-003-1

2400mm x 100mm x 18mm




DCL 110

SuperSatin Code: ASL-004-1

2400mm x 110mm x 23mm




POLİSTREN LEDLİ
KARTONPİYER SİSTEMLERİ



DCL 5740

SuperSatin Code: ACL-011-1


2400mm x 57mm x 40mm



DCL 7241

SuperSatin Code: ACL-005-1


2400mm x 72mm x 41mm



DCL 6225

SuperSatin Code: ACL-009-1


2400mm x 62mm x 25mm



DCL 7536

SuperSatin Codew: ACL-010-1

2400mm x 75mm x 36mm


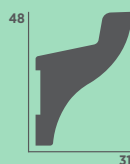


DCL 4831

SoftTouch Code: ACL-006-D2

SuperSatin Code: ACL-006-1

2400mm x 48mm x 31mm



DCL 5937


SuperSatin Code: ACL-008-1

2400mm x 59mm x 37mm





POLİSTREN
KARTONPİYER SİSTEMLERİ


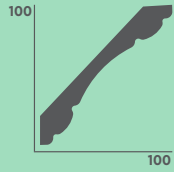


DL 100100

SoftTouch Code: AB-1450-D2

SuperSatin Code: AB-1450-12

2400mm x 100mm x 100mm 





DL 120050

SoftTouch Code: AB-12050-D2

SuperSatin Code: AB-12050-12

2400mm x 120mm x 50mm 


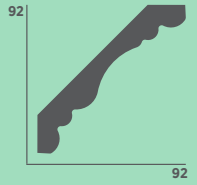


DL 092092

SoftTouch Code: AB-1250-D2

SuperSatin Code: AB-1250-12

2400mm x 92mm x 92mm 


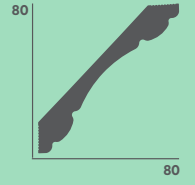



DL 080080

SoftTouch Code: AB-1150-D2

SuperSatin Code: AB-1150-12

2400mm x 80mm x 80mm 



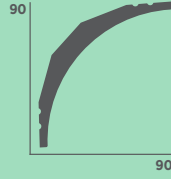


DL 09090

SoftTouch Code: AC-016-D2

SuperSatin Code: AC-016-1

2400mm x 90mm x 90mm 





DL 100047

SoftTouch Code: AC-020-D2

SuperSatin Code: AC-020-1


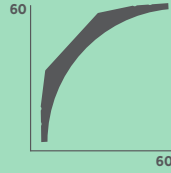
2400mm x 100mm x 47mm 



DL 060060

SuperSatin Code: AC-017-1

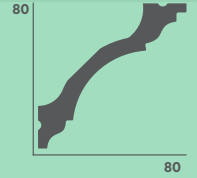
2400mm x 60mm x 60mm 




DL 080081

SuperSatin Code: AC-001-1

2400mm x 80mm x 80mm 


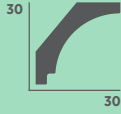




DL 030030

SuperSatin Code: AC-002-1


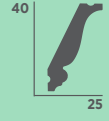
2400mm x 30mm x 30mm  



DL 040025



SuperSatin Code: AC-023-1


2400mm x 40mm x 25mm  



DL 025015

SuperSatin Code: AC-004-1

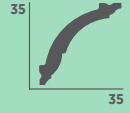
2400mm x 25mm x 15mm  




DL 035035

SuperSatin Code: AC-024-1

2400mm x 35mm x 35mm  


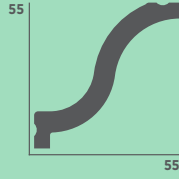




DL 055055

SuperSatin Code: AC-014-1

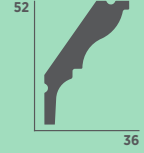
2400mm x 55mm x 55mm 



DL 052036

SuperSatin Code: AC-012-1


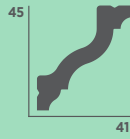
2400mm x 53mm x 36mm 



DL 045 041

SuperSatin Code: AC-013-1

2400mm x 45mm x 41mm 




DL 042028

SuperSatin Code: AC-021-1

2400mm x 42mm x 28mm 



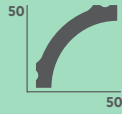
POLİSTREN
KARTONPİYER SİSTEMLERİ



DL 050050

SuperSatin Code: AC-009-1


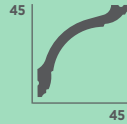
2400mm x 50mm x 50mm



DL 045045

SuperSatin Code: AC-025-1

2400mm x 45mm x 45mm



DL 025018

SuperSatin Code: AC-008-1

2400mm x 25mm x 18mm



POLİSTREN ÜRÜNLER TEKNİK ÖZELLİKLERİ TECHNICAL FEATURES OF POLISTREN MOULDINGS

Malzeme Material	Yüksek Yoğunluklu Köpürtülmüş Polistiren (%99) High Density Foamed Polystyrene - HDPS (%99)
Yoğunluk Density	420 - 470 kg/m ³ (DIN53479/ISO1183)
Esneklik Modülü Flexural Strength	9,1±0,5 MPa (DIN53457)
Sertlik Hardness	60 Shore D (DIN53505/ISO868)
Ozon Deplesyon Faktörü Ozone Depletion Factor	Sıfır (CFC içermez, su ile köpürmüştür) Zero (CFC-free, waterblown)
Erime Sıcaklığı Melting Temperature	110 – 120 °C
Darbe Dayanımı (IZOD) Impact Resistance (IZOD)	6,55 J/m (ASTM D 256-10)
Nem Absorpsiyonu (24hr) Moisture-Water Absorption	0,09% (ASTM D 570-98)
Prop 65 CARB (USA) durumu Prop 65 CARB (USA) position	Uyarı Etiketi Gerektirmemektedir (OEHHA) No need for warning label
VOC (Uçucu Organik Bileşen)(96 saat) VOC (Volatile Organic Compounds)(96 hours)	0 (VOC içermez) Zero (VOC-free)
Isı dayanımı Heat resistance	Max. +70°C
Lineer Termal Genleşme Katsayısı Linear Thermal Expansion Coefficient	50 x 10µm/m°C - 65 x 10µm/m°C
Yanma Dayanımı (Yanma Geciktirmesiz) Fire Resistance (without FR)	E Grade
Yanma Oranı (Yanma Geciktiricili) Burn rate (with FR additive)	1,40 mm/min(dk)

ÖZELLİKLER Product Features	POLİSTREN Ürünler POLISTREN Mouldings	Poliüretan Çıtalar Polyurethane	Ahşap Çıtalar Wood	MDF çıtalar MDF	Alçı Çıtalar Gypsum
Montaj kolaylığı Ease of Installation	Normal Medium	Normal Medium	Normal Medium	Normal Medium	Normal Medium
Yüzey Dayanıklılığı Surface Durability	Yüksek High	Normal Medium	Normal Medium	Yüksek High	Normal Medium
Faydalı Ömrü Useful Life	25 yıl 25 years	5 yıl 5 years	5 yıl 5 years	5 yıl 5 years	5 yıl 5 years
LEED puanı LEED points	Evet Yes	Yok N/A	Yok N/A	Yok N/A	Yok N/A
Bakım Kolaylığı Ease of Maintenance	Evet (Suyla Yıkanabilir) Yes (washable)	Yok High Maintenance	Yok High Maintenance	Yok High Maintenance	Yok High Maintenance
Boyanabilirlik Paintability	Evet Yes	Evet Yes	Evet Yes	Evet Yes	Evet Yes
Fiyat/Performans Price/Performance	Yüksek High	Orta Medium	Düşük Low	Düşük Low	Düşük Low
Boyama ve Montaj Maliyeti Paint and Installation costs	Normal Medium	Normal Medium	Yüksek High	Yüksek High	Yüksek High
Kesim kolaylığı Ease of cutting	Evet Yes	Evet Yes	Evet Yes	Evet Yes	Yok No
Ürün geometrisi (Kalıp hassasiyeti) Product Geometry (Profile Shape)	Yüksek High	Yüksek High	Normal Medium	Normal Medium	Düşük Low
Tasarım-Estetik Design-Aesthetics	Yüksek High	Kısıtlı çeşit Few Options	Kısıtlı çeşit Few Options	Kısıtlı çeşit Few Options	Kısıtlı çeşit Few Options
Nem ve Suya dayanıklılık Moisture-Water Resistance	Yüksek High	Normal Medium	Düşük Low	Düşük Low	Düşük Low
Beyazlık Whiteness	Yüksek High	Normal Medium	Yok N/A	Yok N/A	Yüksek High
Darbe Dayanımı Impact Resistance	Yüksek High	Normal Medium	Normal Medium	Yüksek High	Normal Medium
Yoğunluk-Dansite Density	Normal (Optimum) Medium (Optimum)	Düşük Low	Normal Medium	Yüksek High	Yüksek High
Özel boy uzunluk seçenekleri Custom length options	Evet Yes	Yok No	Yok No	Yok No	Yok No
Ekoloji ve Sürdürülebilirlik Sustainability	Evet Yes	Yok No	Yok No	Yok No	Yok No



Yan yatabilen gönye kesme makinelerinde istenilen açıya göre duvar çitalarının kesimi yapılabilir. Her iki ekseninde açılanabilen bu tip testerelerde, süpürgelik, kartonpiyer ve bordür gibi geniş tabanlı ürünler de yatay yerleştirilerek kesilebilir. Mümkünse en az 3000 RPM devre sahip olması, testerесinin maximum 2.4 mm kalınlıkta ve testeredeki diş sayısının minimum sayıda olması gerekir (örneğin 250mm çap için max. 80 diş).

You can cut our mouldings with sliding miter saws based on the angle you measured. It makes it easy to cut any moulding like baseboards and chair rails or cornices, with variable widths, by simply adjusting the head to the desired angle and axis. We recommend you to use miter saws with 3000 RPM types, and with a minimum tooth number on the blade (e.g. max.80 teeth for a 250mm diameter blade).



Duvar çitalarını duvara yapıştırmadan önce dikdörtgen çerçeve haline getirmek maksadıyla köşe birleşimlerine V-çiviler çakan bu makine ile yoğun tempolu çalışmalarınızda maximum verim sağlayabilirsiniz. Pedal vasıtasıyla V-çiviler çakarak, duvar çitası çerçevelerinizi seri olarak imal edebilir, montajınızı proje montaj süresini ciddi oranda düşürebilirsiniz.

You can get maximum efficiency during your high seasons with using this machine by pre-assembling the panel mouldings with V-nails that are underpinned beneath of the moulding. You can mass-produce the panel moulding frames and drastically reduce the installation time with this simple mechanic foot-operated V-nail underpinning machine.



Yapıştırıcı tabancası.

Tube Glue gun.



Lazer nivo yardımıyla mükemmel seviyede sorunsuz yatay ve dikey çita uygulamaları yapabilirsiniz.

With laser levelling tools, you can make excellently problem-free installations both vertically and horizontally.




Onlarca çeşit yapıştırıcı markası olduğundan, size ancak belirli bir tür yapıştırıcı tavsiye edebiliriz. High-Tack tipi yahut yüksek ilk tutunma sağlayan yapıştırıcılar, POLİSTREN duvar çitalarının duvara %100 sağlıklı bir şekilde montajı için olmazsa olmazdır. En sorunsuz montajlar, en iyi yapıştırıcılarla yapılır.

There a bunch of glue brands in the market and we recommend you to use a certain kind of glue. Especially the "High-Tack", high initial holding glues are inevitable for the %100 perfect installations. The best finishings are made with best glues.



Su bazlı akrilik mastikler çitalar duvara yapıştıktan sonra duvar ve çita arasında kalan boşlukları, çita köşelerindeki boşlukları ve çita yüzeyinde oluşabilecek çizikleri rötüşlemek maksatlı kullanılan en iyi alternatiftir. Mastik uyguladıktan sonra bir spatula yardımıyla fazla mastiği alabilir, diğer bölgelere yayabilirsiniz. Sonra dâilyce nemli bir bezle son temizliđi yapabilirsiniz.

Water based acrylic sealants are used to caulk the empty lines after the wall mounting of the mouldings. You can also caulk the corners and damages over the moulding. You can first apply the caulk then take the excess sealant with a spatula. Then clean the wall joints with a well-moisted fabric.



Ürünler Gönye Kesme Makinesinde açlarına uygun olarak kesilir. Dairesel gönye testerenin 3000 RPM'den fazla bir devre sahip olması gerekir. Testere bıçağının ise mümkün olduđu kadar az dişli olması gerekir. Hızlı bir kesimle sorunsuz bir sonuç elde edilecektir.



Kesim yapıldıktan sonra kesitler zımpara kağıdı ile rötüşlanabilir. Fakat dairesel testere ile sorunsuz bir kesim yapılması durumunda zımpara ile rötüşa gerek kalmayacaktır. Sadece el testeresi ile kesimlerde zımpara ile rötüş zorunludur.



Ürünlerin duvara temas eden yüzeyine Fast Fix yapıştırıcısının noktasal olarak belirli aralıklarla uygulanması gereklidir. Yapıştırıcı aralıkların daha sıklaşması yahut boydan boya sürülmesi yapışma performansını artıracaktır.



Kesitlere de Fast Fix yapıştırıcı uygulaması yapılması gereklidir. Bu uygulama ile kesit birleşimleri birbirine yapıştıkları süpürgeliklerin çalışma ihtimalini azaltmasını ve birleşim yerlerinin uygulama bittikten sonra neredeyse hiç belli olmamasını sağlamaktadır.



Uygulama sırasında öncelikli olarak köşelere montaj yapılması gerekir. Ürünler uygulanacak yüzeye sabitlenir ve Fast Fix hızlı bir yapışma sağladığından dolayı sadece elle duvara tutturmanız yeterli olacaktır.



Köşe montajları gerçekleştirildikten sonra montajı devam eden duvarda son eklenecek süpürgelik profilinin boyu, kalan mesafeden daima 3-4 mm fazla olması gerekmektedir. Son eklenen süpürgeliğın her iki ucunu duvara yaptırdıktan sonra ortasından hafif bastırarak duvara tam yapışma sağlanır.

Kesitlere yapıştırıcı uygulaması ve bu uygulama sayesinde sorunsuz bir montaj elde edilecektir. Uygulanmış süpürgeliklerin yüzeyi, montaj esnasında taşan yapıştırıcılar kurduktan sonra bir bez yardımıyla silinerek, rötüşa gerek duymayan bir montaj sağlanmış olacaktır.




İÇ CEPHE INTERIOR

BAROK



651-201

1200-500-20 mm



651-203

1200-500-20 mm



651-204

1200-500-20 mm



651-205

1200-500-20 mm



651-206

1200-500-20 mm




651-207

1200-500-20 mm



651-208

1200-500-20 mm



651-210

1200-500-20 mm

SERİ RESİMLERİ BASKI TEKNİĞİ VE ORTAMDAKİ IŞIĞA GÖRE ORJİNAL RENKLERDEN FARKLILIK GÖSTEREBİLİR. RENK VE NUMUNELER TASARIM TESCİLLİDİR KOPYALANAMAZ.
Photographs may differ from the original colors according to the printing technique and ambient light. Products are registered in design. Do not copy.



651-211

1200-500-20 mm



651-212

1200-500-20 mm



651-213

1200-500-20 mm



651-215

1200-500-20 mm



651-216

1200-500-20 mm



651-218

1200-500-20 mm



651-219

1200-500-20 mm



651-220

1200-500-20 mm


SERİ RESİMLERİ BASKI TEKNİĞİ VE ORTAMDAKİ IŞIĞA GÖRE ORJİNAL RENKLERDEN FARKLILIK GÖSTEREBİLİR. RENK VE NUMUNELER TASARIM TESCİLLİDİR KOPYALANAMAZ.
Photographs may differ from the original colors according to the printing technique and ambient light. Products are registered in design. Do not copy.

BAROK



651-221

1200-500-20 mm



651-223

1200-500-20 mm



651-227

1200-500-20 mm



651-228

1200-500-20 mm



651-229

1200-500-20 mm



651-230

1200-500-20 mm



651-231

1200-500-20 mm



651-232

1200-500-20 mm

SERİ RESİMLERİ BASKI TEKNİĞİ VE ORTAMDAKİ IŞIĞA GÖRE ORJİNAL RENKLERDEN FARKLILIK GÖSTEREBİLİR. RENK VE NUMUNELER TASARIM TESCİLLİDİR KOPYALANAMAZ.
Photographs may differ from the original colors according to the printing technique and ambient light. Products are registered in design. Do not copy.



651-233

1200-500-20 mm



651-234

1200-500-20 mm



651-235

1200-500-20 mm



651-236

1200-500-20 mm



651-237

1200-500-20 mm



651-238

1200-500-20 mm



651-239

1200-500-20 mm



651-240

1200-500-20 mm



651-241

1200-500-20 mm

SERİ RESİMLERİ BASKI TEKNİĞİ VE ORTAMDAKİ IŞIĞA GÖRE ORJİNAL RENKLERDEN FARKLILIK GÖSTEREBİLİR. RENK VE NUMUNELER TASARIM TESCİLLİDİR KOPYALANAMAZ.
Photographs may differ from the original colors according to the printing technique and ambient light. Products are registered in design. Do not copy.

TERRA



652-201

1200-500-20 mm



652-202

1200-500-20 mm



652-203

1200-500-20 mm



652-204

1200-500-20 mm



652-205

1200-500-20 mm



652-207

1200-500-20 mm


SERİ RESİMLERİ BASKI TEKNİĞİ VE ORTAMDAKİ IŞIĞA GÖRE ORJİNAL RENKLERDEN FARKLILIK GÖSTEREBİLİR. RENK VE NUMUNELER TASARIM TESCİLLİDİR KOPYALANAMAZ.
Photographs may differ from the original colors according to the printing technique and ambient light. Products are registered in design. Do not copy.

SLİM



653-201

1200-500-20 mm




653-202

1200-500-20 mm



653-203

1200-500-20 mm



653-207

1200-500-20 mm



653-208

1200-500-20 mm



653-209

1200-500-20 mm



653-210

1200-500-20 mm



653-211

1200-500-20 mm

SERİ RESİMLERİ BASKI TEKNİĞİ VE ORTAMDAKİ IŞIĞA GÖRE ORJİNAL RENKLERDEN FARKLILIK GÖSTEREBİLİR. RENK VE NUMUNELER TASARIM TESCİLLİDİR KOPYALANAMAZ.
Photographs may differ from the original colors according to the printing technique and ambient light. Products are registered in design. Do not copy.

SLİM



653-212

1200-500-20 mm



653-214

1200-500-20 mm




653-215

1200-500-20 mm



653-216

1200-500-20 mm



653-218

1200-500-20 mm



653-222

1200-500-20 mm



653-223

1200-500-20 mm




653-224

1200-500-20 mm

SERİ RESİMLERİ BASKI TEKNİĞİ VE ORTAMDAKİ IŞIĞA GÖRE ORJİNAL RENKLERDEN FARKLILIK GÖSTEREBİLİR. RENK VE NUMUNELER TASARIM TESCİLLİDİR KOPYALANAMAZ.
Photographs may differ from the original colors according to the printing technique and ambient light. Products are registered in design. Do not copy.

HARMAN



650-201

1200-500-20 mm




650-202

1200-500-20 mm



650-203

1200-500-20 mm



650-204

1200-500-20 mm



650-205

1200-500-20 mm



650-206

1200-500-20 mm



650-207

1200-500-20 mm

SERİ RESİMLERİ BASKI TEKNİĞİ VE ORTAMDAKİ IŞIĞA GÖRE ORJİNAL RENKLERDEN FARKLILIK GÖSTEREBİLİR. RENK VE NUMUNELER TASARIM TESCİLLİDİR KOPYALANAMAZ.
Photographs may differ from the original colors according to the printing technique and ambient light. Products are registered in design. Do not copy.

KAYRAK TAŞ



659-201

1200-500-20 mm



659-202

1200-500-20 mm



659-203

1200-500-20 mm



659-204

1200-500-20 mm



659-205

1200-500-20 mm

SERİ RESİMLERİ BASKI TEKNİĞİ VE ORTAMDAKİ IŞIĞA GÖRE ORJİNAL RENKLERDEN FARKLILIK GÖSTEREBİLİR. RENK VE NUMUNELER TASARIM TESCİLLİDİR KOPYALANAMAZ.
Photographs may differ from the original colors according to the printing technique and ambient light. Products are registered in design. Do not copy.

YIĞMA TAŞ



660-201

1000-500-20 mm



660-202

1000-500-20 mm



660-203

1000-500-20 mm



660-204

1000-500-20 mm



660-205

1000-500-20 mm



660-206

1000-500-20 mm



SERİ RESİMLERİ BASKI TEKNİĞİ VE ORTAMDAKİ IŞIĞA GÖRE ORJİNAL RENKLERDEN FARKLILIK GÖSTEREBİLİR. RENK VE NUMUNELER TASARIM TESCİLLİDİR KOPYALANAMAZ.
Photographs may differ from the original colors according to the printing technique and ambient light. Products are registered in design. Do not copy.

BODRUM TAŞI



679-201

1200-500-20 mm



679-202

1200-500-20 mm



679-203

1200-500-20 mm



679-204

1200-500-20 mm



679-205

1200-500-20 mm



679-206

1200-500-20 mm




SERİ RESİMLERİ BASKI TEKNİĞİ VE ORTAMDAKİ IŞIĞA GÖRE ORJİNAL RENKLERDEN FARKLILIK GÖSTEREBİLİR. RENK VE NUMUNELER TASARIM TESCİLLİDİR KOPYALANAMAZ.
Photographs may differ from the original colors according to the printing technique and ambient light. Products are registered in design. Do not copy.

TARLA TAŞI



685-201

1200-500-20 mm



685-202

1200-500-20 mm



685-203

1200-500-20 mm



685-204

1200-500-20 mm



685-205

1200-500-20 mm



SERİ RESİMLERİ BASKI TEKNİĞİ VE ORTAMDAKİ IŞIĞA GÖRE ORJİNAL RENKLERDEN FARKLILIK GÖSTEREBİLİR. RENK VE NUMUNELER TASARIM TESCİLLİDİR KOPYALANAMAZ.
Photographs may differ from the original colors according to the printing technique and ambient light. Products are registered in design. Do not copy.

AHŞAP DOKULU KAPLAMALAR



707 - 201



707 - 301



707 - 202



707 - 302



SERİ RESİMLERİ BASKI TEKNİĞİ VE ORTAMDAKİ IŞIĞA GÖRE ORJİNAL RENKLERDEN FARKLILIK GÖSTEREBİLİR. RENK VE NUMUNELER TASARIM TESCİLLİDİR KOPYALANAMAZ.
Photographs may differ from the original colors according to the printing technique and ambient light. Products are registered in design. Do not copy.

KIRIK TAŞ



656-2001

1200-300-20 mm



656-2002

1200-300-20 mm



656-2003

1200-300-20 mm



656-2004

1200-300-20 mm



656-2005

1200-300-20 mm



656-2006

1200-300-20 mm



656-2007

1200-300-20 mm



656-2008

1200-300-20 mm



656-2009

1200-300-20 mm



656-2010

1200-300-20 mm

SERİ RESİMLERİ BASKI TEKNİĞİ VE ORTAMDAKİ IŞIĞA GÖRE ORJİNAL RENKLERDEN FARKLILIK GÖSTEREBİLİR. RENK VE NUMUNELER TASARIM TESCİLLİDİR KOPYALANAMAZ.
Photographs may differ from the original colors according to the printing technique and ambient light. Products are registered in design. Do not copy.

TAMAMLAYICI ÜRÜNLER



↔9cm ↓5cm ↗200cm

ESKİTME KÜTÜK



KTK-E501



KTK-E502



KTK-E503



KTK-E504



KTK-E505



KTK-E506



KTK-E507



SERİ RESİMLERİ BASKI TEKNİĞİ VE ORTAMDAKİ IŞIĞA GÖRE ORJİNAL RENKLERDEN FARKLILIK GÖSTEREBİLİR. RENK VE NUMUNELER TASARIM TESCİLLİDİR KOPYALANAMAZ.
Photographs may differ from the original colors according to the printing technique and ambient light. Products are registered in design. Do not copy.

ESKİTME KÜTÜK



KTK-E901



KTK-E902



KTK-E903



KTK-E904



KTK-E905



KTK-E906



KTK-E907



SERİ RESİMLERİ BASKI TEKNİĞİ VE ORTAMDAKİ IŞIĞA GÖRE ORJİNAL RENKLERDEN FARKLILIK GÖSTEREBİLİR. RENK VE NUMUNELER TASARIM TESCİLLİDİR KOPYALANAMAZ.
Photographs may differ from the original colors according to the printing technique and ambient light. Products are registered in design. Do not copy.


ESKİTME ÇITA



ÇT-E201



ÇT-E202



ÇT-E203



ÇT-E204




ÇT-E205



ÇT-E206



ÇT-E207



SERİ RESİMLERİ BASKI TEKNİĞİ VE ORTAMDAKİ IŞIĞA GÖRE ORJİNAL RENKLERDEN FARKLILIK GÖSTEREBİLİR. RENK VE NUMUNELER TASARIM TESCİLLİDİR KOPYALANAMAZ.
Photographs may differ from the original colors according to the printing technique and ambient light. Products are registered in design. Do not copy.

ESKİTME KÖŞE



LK-E601



LK-E602



LK-E603



LK-E604




LK-E605



LK-E606



LK-E607



SERİ RESİMLERİ BASKI TEKNİĞİ VE ORTAMDAKİ IŞIĞA GÖRE ORJİNAL RENKLERDEN FARKLILIK GÖSTEREBİLİR. RENK VE NUMUNELER TASARIM TESCİLLİDİR KOPYALANAMAZ.
Photographs may differ from the original colors according to the printing technique and ambient light. Products are registered in design. Do not copy.



WD-01

1000 x 160 x 10 mm




WD-02

1000 x 160 x 10 mm



WD-03

1000 x 160 x 10 mm



WD-04

1000 x 160 x 10 mm



WD-05

1000 x 160 x 10 mm



WD-06

1000 x 160 x 10 mm



WD-07


1000 x 160 x 10 mm



WD-08


1000 x 160 x 10 mm

SERİ RESİMLERİ BASKI TEKNİĞİ VE ORTAMDAKİ IŞIĞA GÖRE ORJİNAL RENKLERDEN FARKLILIK GÖSTEREBİLİR. RENK VE NUMUNELER TASARIM TESCİLLİDİR KOPYALANAMAZ.
Photographs may differ from the original colors according to the printing technique and ambient light. Products are registered in design. Do not copy.



WD-09

1000 x 160 x 10 mm




WD-10

1000 x 160 x 10 mm




WD-11

1000 x 160 x 10 mm



WD-12

1000 x 160 x 10 mm



WD-13

1000 x 160 x 10 mm



WD-14

1000 x 160 x 10 mm



WD-15

1000 x 160 x 10 mm



WD-16

1000 x 160 x 10 mm

SERİ RESİMLERİ BASKI TEKNİĞİ VE ORTAMDAKİ IŞIĞA GÖRE ORJİNAL RENKLERDEN FARKLILIK GÖSTEREBİLİR. RENK VE NUMUNELER TASARIM TESCİLLİDİR KOPYALANAMAZ.
Photographs may differ from the original colors according to the printing technique and ambient light. Products are registered in design. Do not copy.



WD-17

1000 x 160 x 10 mm




WD-18

1000 x 160 x 10 mm



WD-19

1000 x 160 x 10 mm



WD-20

1000 x 160 x 10 mm




WD-21

1000 x 160 x 10 mm



WD-22

1000 x 160 x 10 mm



WD-23

1000 x 160 x 10 mm



WD-24


1000 x 160 x 10 mm

SERİ RESİMLERİ BASKI TEKNİĞİ VE ORTAMDAKİ IŞIĞA GÖRE ORJİNAL RENKLERDEN FARKLILIK GÖSTEREBİLİR. RENK VE NUMUNELER TASARIM TESCİLLİDİR KOPYALANAMAZ.
Photographs may differ from the original colors according to the printing technique and ambient light. Products are registered in design. Do not copy.




WD-34

1000 x 160 x 10 mm



WD-35

1000 x 160 x 10 mm



WD-36

1000 x 160 x 10 mm



WD-37

1000 x 160 x 10 mm



WD-38

1000 x 160 x 10 mm



WD-39

1000 x 160 x 10 mm

SERİ RESİMLERİ BASKI TEKNİĞİ VE ORTAMDAKİ IŞIĞA GÖRE ORJİNAL RENKLERDEN FARKLILIK GÖSTEREBİLİR. RENK VE NUMUNELER TASARIM TESCİLLİDİR KOPYALANAMAZ.
Photographs may differ from the original colors according to the printing technique and ambient light. Products are registered in design. Do not copy.



MB-01

1000 x 160 x 10 mm



MB-02

1000 x 160 x 10 mm



MB-03

1000 x 160 x 10 mm



MB-04

1000 x 160 x 10 mm



MB-05

1000 x 160 x 10 mm




MB-06

1000 x 160 x 10 mm



MB-07

1000 x 160 x 10 mm



MB-08


1000 x 160 x 10 mm

SERİ RESİMLERİ BASKI TEKNİĞİ VE ORTAMDAKİ IŞIĞA GÖRE ORJİNAL RENKLERDEN FARKLILIK GÖSTEREBİLİR. RENK VE NUMUNELER TASARIM TESCİLLİDİR KOPYALANAMAZ.
Photographs may differ from the original colors according to the printing technique and ambient light. Products are registered in design. Do not copy.



1000 x 160 x 10 mm

BT-01



1000 x 160 x 10 mm

BT-02



1000 x 160 x 10 mm

BT-03



1000 x 160 x 10 mm

BT-04



1000 x 160 x 10 mm

BT-05



1000 x 160 x 10 mm

BT-06



1000 x 160 x 10 mm

BT-07

SERİ RESİMLERİ BASKI TEKNİĞİ VE ORTAMDAKİ IŞIĞA GÖRE ORJİNAL RENKLERDEN FARKLILIK GÖSTEREBİLİR. RENK VE NUMUNELER TASARIM TESCİLLİDİR KOPYALANAMAZ.
Photographs may differ from the original colors according to the printing technique and ambient light. Products are registered in design. Do not copy.



TÜRK BAYRAĞI



ATATÜRK



ORTAKÖY



SİYAH AT



ASLAN



GEYİK



KIZ KULESİ



KIZ KULESİ - 2



GALATA KULESİ

SERİ RESİMLERİ BASKI TEKNİĞİ VE ORTAMDAKİ IŞIĞA GÖRE ORJİNAL RENKLERDEN FARKLILIK GÖSTEREBİLİR. RENK VE NUMUNELER TASARIM TESCİLLİDİR KOPYALANAMAZ.
Photographs may differ from the original colors according to the printing technique and ambient light. Products are registered in design. Do not copy.



KIŞ MANZARASI - 2



VAPUR



KAR MANZARASI - 3



RESİM - 1




RESİM - 4



RESİM - 6



RESİM - 7



RESİM - 8



RESİM - 10




RESİM - 11



RESİM - 12



RESİM - 13



RESİM - 14



RESİM - 16



RESİM - 18



RESİM - 19



RESİM - 23



RESİM - 24



RESİM - 27



RESİM - 29



RESİM - 30



RESİM - 31



RESİM - 32




RESİM - 36



RESİM - 37



RESİM - 38



RESİM - 40



RESİM - 41



RESİM - 42



RESİM - 34



RESİM - 47



RESİM - 48



RESİM - 49



RESİM - 52



RESİM - 54




RESİM - 55

SERİ RESİMLERİ BASKI TEKNİĞİ VE ORTAMDAKİ IŞIĞA GÖRE ORJİNAL RENKLERDEN FARKLILIK GÖSTEREBİLİR. RENK VE NUMUNELER TASARIM TESCİLLİDİR KOPYALANAMAZ.
Photographs may differ from the original colors according to the printing technique and ambient light. Products are registered in design. Do not copy.


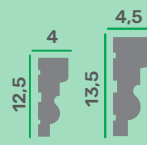


DIŐ CEPHE - EXTERIOR


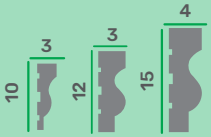
DS-01



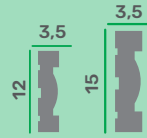
DS-07




DS-02




DS-08



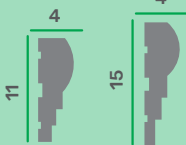
DS-03




DS-09



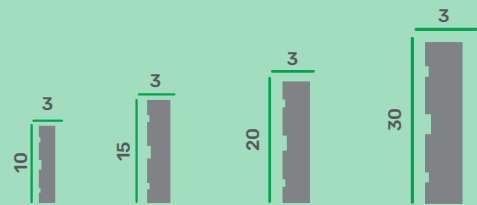

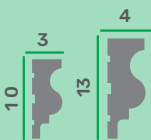
DS-04



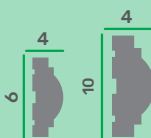
DS-10



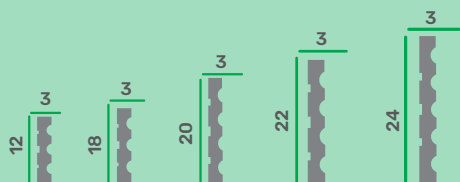

DS-05




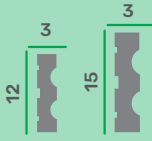
DS-06




DS-11



DS-12



DS-18



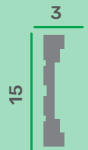
DS-13



DS-19



DS-14



DS-20




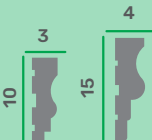
DS-15



DS-21



DS-16



DS-22



DS-17



DS-24





DS-25



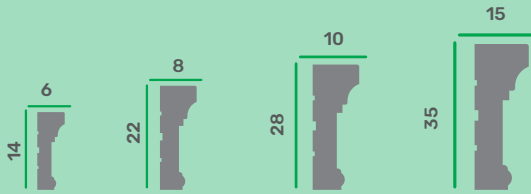
DS-30



DS-26



DS-31



DS-32



DS-27



DS-33



DS-28




DS-34




DS-29




DS-35




DS-39



DS-36




DS-40




DS-37




DS-41




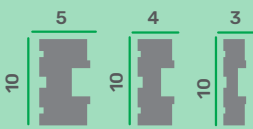
DS-38




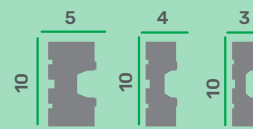
DS-42



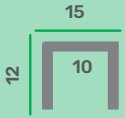
DF-01




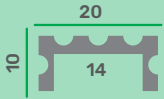
DF-02




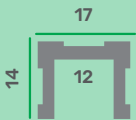
DU-01




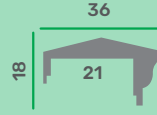
DU-02




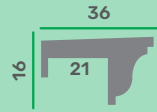
DU-03




DH-01




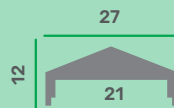
DH-02




DH-03




DH-04




DS - 50



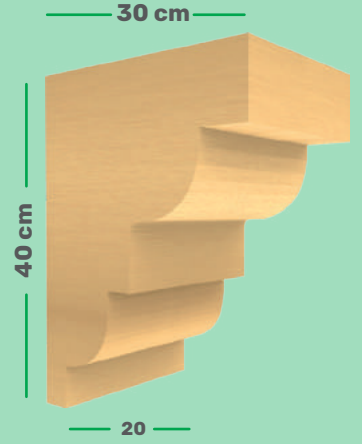
DS - 51




DS - 52



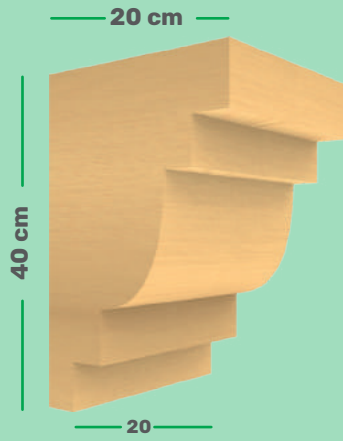
DS - 53




DS - 54




DS - 55



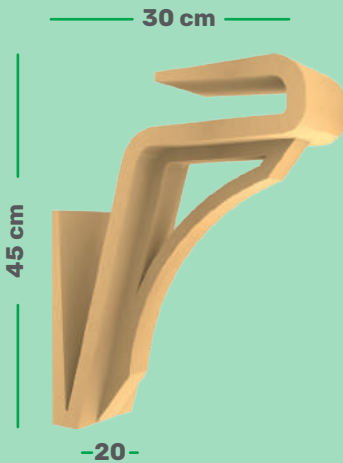
DS - 56




DS - 57




DS - 58



DS - 59




DS - 60



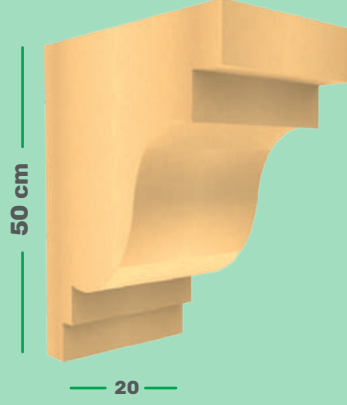
DS - 61

— 25 cm —



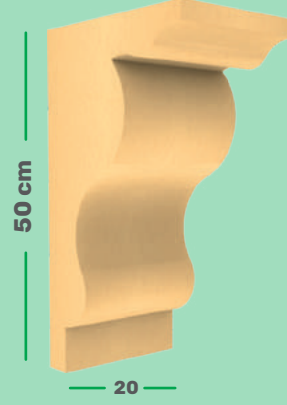
DS - 62

— 30 cm —



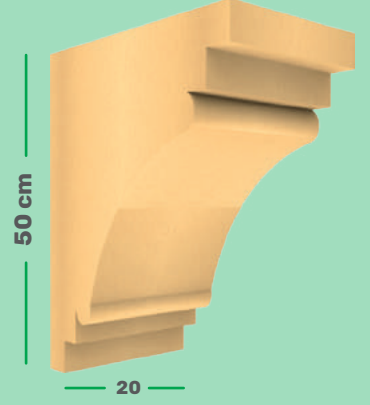
DS - 63

— 25 cm —




DS - 64

— 30 cm —




DS - 65

— 30 cm —




DS - 66

— 20 cm —




DS - 67

— 25 cm —




DS - 68

— 35 cm —




DS - 69

— 20 cm —



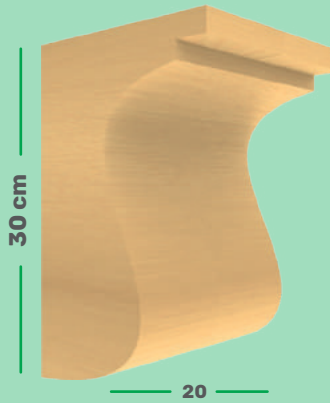
DS - 70

— 20 cm —




DS - 71

— 20 cm —




DS - 72

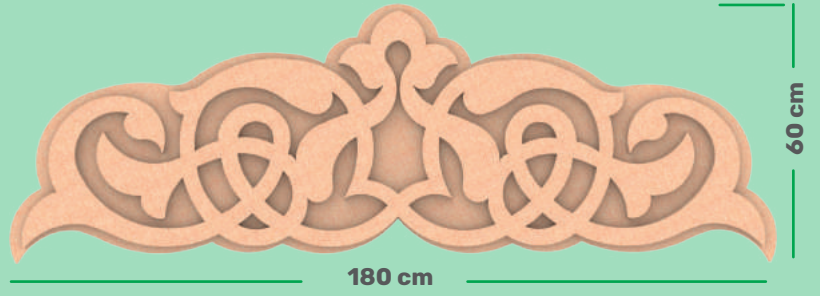
— 20 cm —




DS - 801



DS - 802




DS - 803




DS - 804



DS - 805



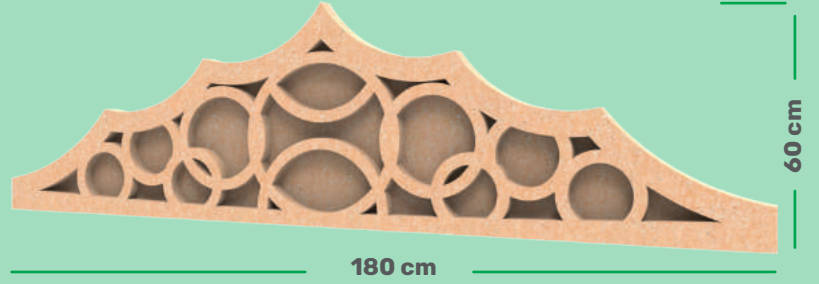
DS - 806



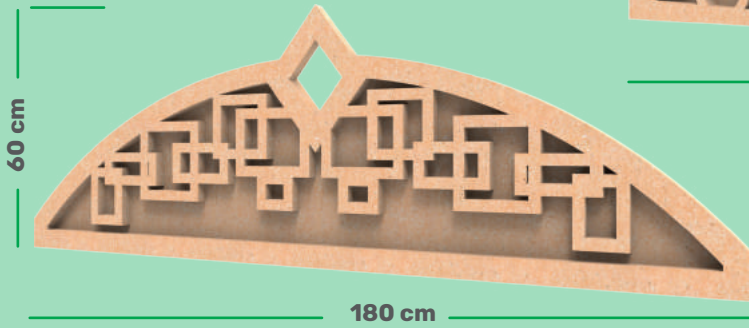
DS - 807



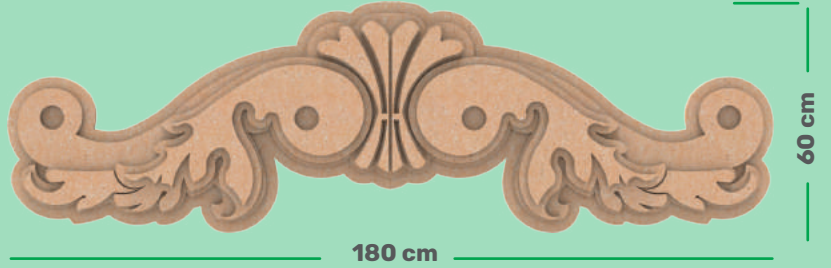
DS - 808




DS - 809



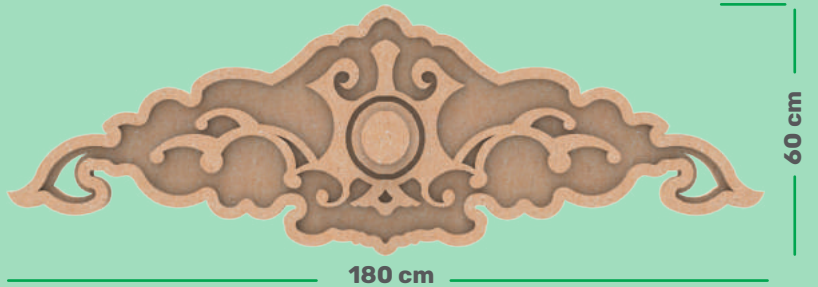
DS - 810




DS - 811



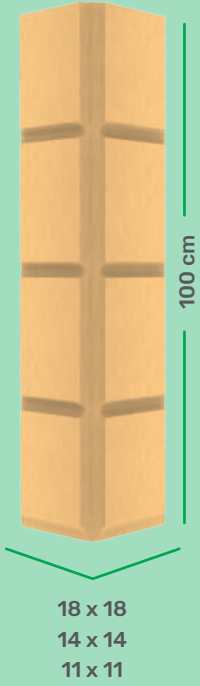
DS - 812



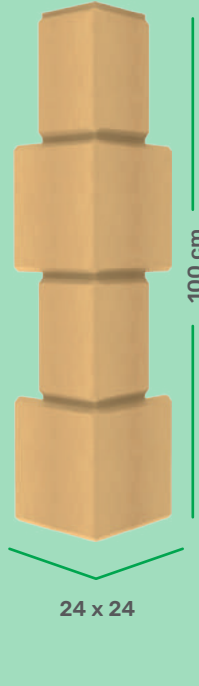
DS - 813




DS - 330



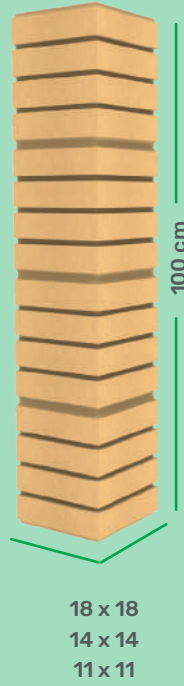
DS - 331



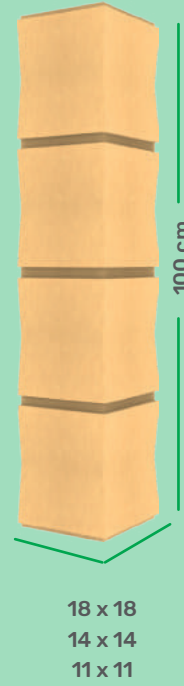
DS - 332




DS - 333




DS - 334




DS - 335



DS - 336




DS - 337




DS - 338



DS - 339




DS - 340



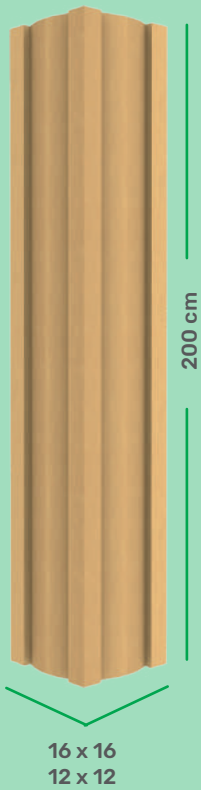
DS - 341




DS - 342



DS - 343



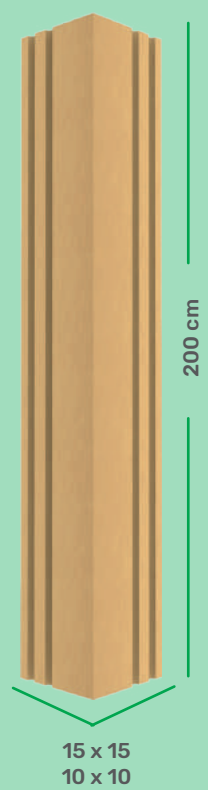
DS - 344

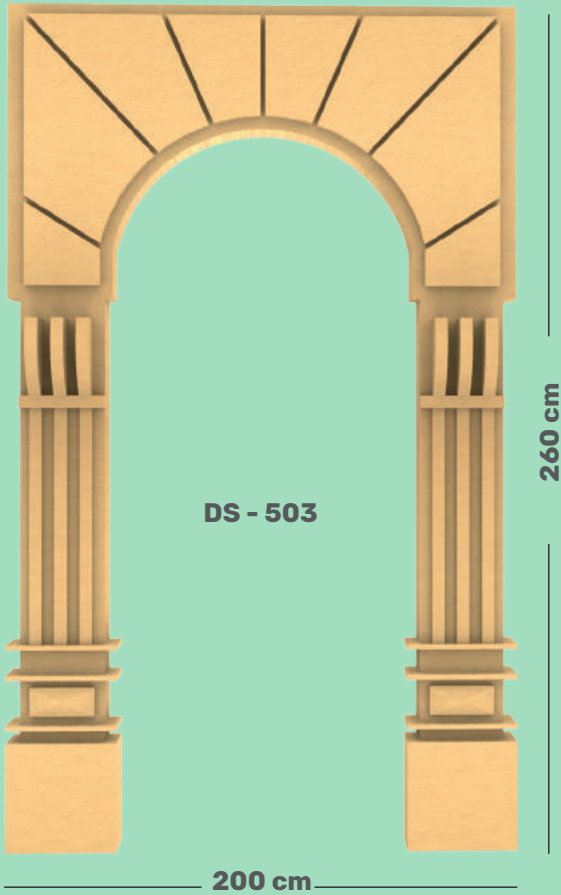
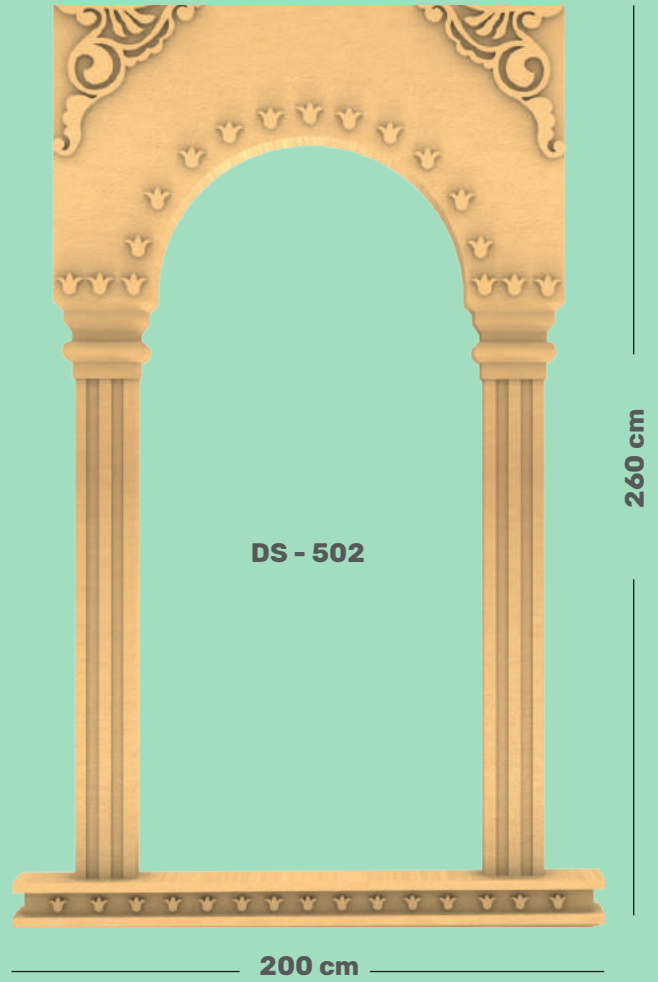
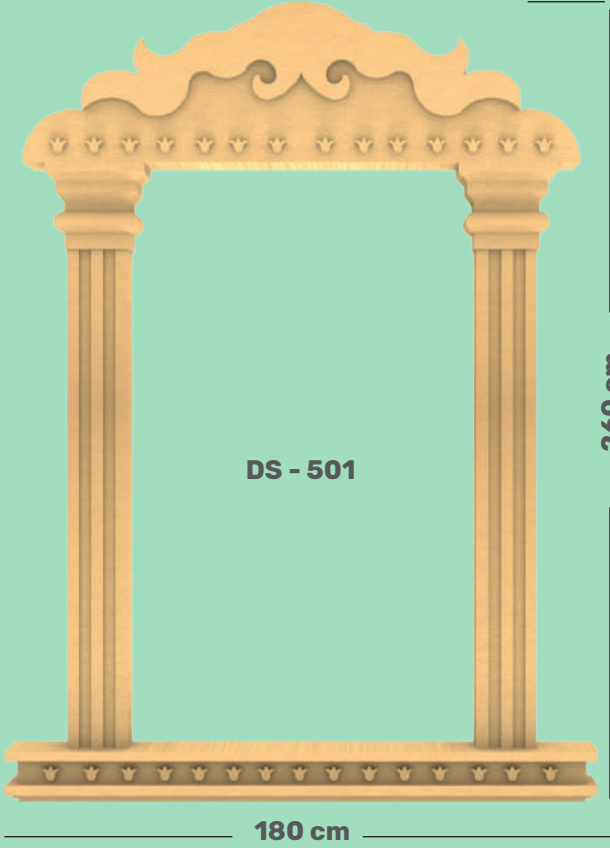


DS - 345




DS - 346






DS - 511




15 x 6 cm 18 x 6 cm 22 x 8 cm

DS - 514



20 x 5 cm 25 x 5 cm 30 x 5 cm

DS - 515




20 x 5 cm 25 x 5 cm 30 x 5 cm

DS - 512




15 x 6 cm 18 x 6 cm 22 x 8 cm

DS - 516




20 x 5 cm 25 x 5 cm 30 x 5 cm

DS - 513



20 x 8 cm 25 x 10 cm 35 x 15 cm

DS - 517



30 x 5 cm 40 x 5 cm 50 x 5 cm

DS - 401




DS - 402




DS - 403



DS - 404




DS - 405



DS - 406




DS - 407




DS - 408



DS - 409



DS - 410




DS - 411



DS - 414




DS - 412



DS - 413



DS - 415




DS - 2001




200 x 50 cm 3 cm - 4 cm - 5 cm

DS - 2002




200 x 50 cm 3 cm - 4 cm - 5 cm

DS - 2003




200 x 50 cm 3 cm - 4 cm - 5 cm

DS - 2004




200 x 50 cm 3 cm - 4 cm - 5 cm

DS - 2005




200 x 50 cm 3 cm - 4 cm - 5 cm

DS - 2006




200 x 50 cm 3 cm - 4 cm - 5 cm

DS - 2007




200 x 50 cm 3 cm - 4 cm - 5 cm

DS - 2008




200 x 50 cm 3 cm - 4 cm - 5 cm

DS - 2009




200 x 50 cm 3 cm - 4 cm - 5 cm

DS - 2012



200 x 50 cm 3 cm - 4 cm - 5 cm

DS - 2013



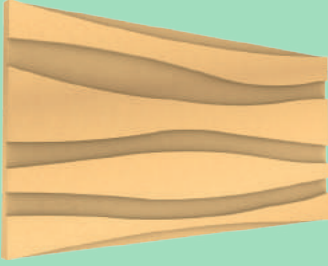
200 x 50 cm 3 cm - 4 cm - 5 cm

DS - 2014




200 x 50 cm 3 cm - 4 cm - 5 cm

DS - 2015




200 x 50 cm 3 cm - 4 cm - 5 cm

DS - 2016




200 x 50 cm 3 cm - 4 cm - 5 cm

DS - 2020




200 x 50 cm 3 cm - 4 cm - 5 cm

DS - 2021




200 x 50 cm 3 cm - 4 cm - 5 cm

DS - 2022



200 x 50 cm 3 cm - 4 cm - 5 cm

DS - 2023




200 x 50 cm 3 cm - 4 cm - 5 cm

DS - 2024




200 x 50 cm 3 cm - 4 cm - 5 cm


DS - 821 60 x 60 cm




DS - 822 60 x 60 cm




DS - 823 60 x 60 cm




DS - 824 60 x 60 cm



DS - 825 60 x 60 cm




DS - 826 60 x 60 cm




DS - 827 60 x 60 cm




DS - 828 60 x 60 cm




DS - 829 60 x 60 cm




DS - 830 60 x 60 cm



DS - 831 60 x 60 cm



DS - 832 60 x 60 cm




DS - 833

120 x 45 cm



DS - 834

120 x 60 cm



DS - 835

120 x 40 cm



DS - 836

120 x 50 cm




DS - 840

60 x 50 cm



DS - 837

120 x 60 cm



DS - 841

60 x 60 cm



DS - 838

120 x 60 cm




DS - 842

60 x 50 cm



DS - 839

120 x 60 cm







DS 518

180-60 mm



DS 519

180-60 mm



DS 520

180-60 mm



DS 522

180-60 mm



DS 521

180-60 mm

ENJEKSİYON
KÖŞE TAŞLARI



DS 354 250-250-30 mm



DS 358 250-80 mm



DS 360 250-250-30 mm



DS 361 180-180-30 mm



DS 362 180-180-30 mm



DS 363 180-180-30 mm



DS 364 180-180-30 mm



DS 365 250-150-30 mm



DS 366 250-150-30 mm



DS 367 180-180-30 mm



DS 375 250-150-30 mm



DS 385 250-150-30 mm

SERİ RESİMLERİ BASKI TEKNİĞİ VE ORTAMDAKİ IŞIĞA GÖRE ORJİNAL RENKLERDEN FARKLILIK GÖSTEREBİLİR.
RENK VE NUMUNELER TASARIM TESCİLLİDİR KOPYALANAMAZ.



DS 880

600-600 mm



DS 881

600-800 mm



DS 882

ø700 mm



DS 883

600-600 mm



DS 884

600-600 mm



DS 885

600-600 mm



DS 886

600-600 mm



DS 887

600-600 mm



DS 888

600-600 mm



DS 889

600-600 mm



DS 890

1200-550-80 mm



DS 891

600-600 mm



DS 892

ø700 mm



DS 893

ø700 mm

ENJEKSİYON DESENLER



DS 895

ø600 mm



DS 894

1200-400 mm



DS 896

600-600 mm




DS 897

ø600 mm



DS 898

600-600 mm



DS 653

1200-500-35 mm



DS 654

1200-500-35 mm



DS 656

1200-500-35 mm




DS 657

1200-500-35 mm




DS 659

1200-500-35 mm




DS 660

1500-500-35 mm



DS 672

1200-500-40 mm



DS 673

1200-500-35 mm

SERİ RESİMLERİ BASKI TEKNİĞİ VE ORTAMDAKİ IŞIĞA GÖRE ORJİNAL RENKLERDEN FARKLILIK GÖSTEREBİLİR.
RENK VE NUMUNELER TASARIM TESCİLLİDİR KOPYALANAMAZ.



DS 674

1200-500-35 mm



DS 675

1200-500-35 mm



DS 679

1200-500-35 mm



DS 680

1200-500-35 mm



DS 681

1200-500-35 mm



DS 685

1200-500-35 mm



DS 690

1200-500-35 mm



DS 695

1500-500-35 mm

SERİ RESİMLERİ BASKI TEKNİĞİ VE ORTAMDAKİ IŞIĞA GÖRE ORJİNAL RENKLERDEN FARKLILIK GÖSTEREBİLİR.
RENK VE NUMUNELER TASARIM TESCİLLİDİR KOPYALANAMAZ.



DS 695 EKSTRA

2000-500-40 mm




DS 695 - 3 EKSTRA YALI BASKI

2000-500-40 mm



DS 695 - 4 EKSTRA YALI BASKI

2000-500-40 mm




DS 660 EKSTRA

2000-500-40 mm

YERDEN ISITMA PANEL



45 x 610 x 1200 mm





MERMER DESENLI
RENKLİ SÜTUNLAR



D - STN 1



D - STN 2



D - STN 3



D - STN 4



D - STN 5




D - STN 6



2000 mm - Ø30 mm




↔200 cm ↕50 cm ↗4 cm



DS 102 RAIN FOREST GREEN



DS 111 OLIVE BROWN



DS 112 RAIN FOREST BROEN




DS 113 EMPREDOR MIX




DS 117 BURSA BEJİ




DS 131 HAZAR PEMBESİ



DS 133 ELAZIĞ VIŞNE



DS 140 BIANCO CARRARA



DS 141 TOROS




DS 143 BIANCO ROSA



DS 145 OLIVE BLACK

SERİ RESİMLERİ BASKI TEKNİĞİ VE ORTAMDAKİ IŞIĞA GÖRE ORJİNAL RENKLERDEN FARKLILIK GÖSTEREBİLİR. RENK VE NUMUNELER TASARIM TESCİLLİDİR KOPYALANAMAZ.
Photographs may differ from the original colors according to the printing technique and ambient light. Products are registered in design. Do not copy.



DS 201

MEŞE

2000-500-40 mm



DS 202

AÇIK MEŞE


2000-500-40 mm



DS 203

KAYIN

2000-500-40 mm



DS 204

KOYU MEŞE

2000-500-40 mm

SERİ RESİMLERİ BASKI TEKNİĞİ VE ORTAMDAKİ IŞIĞA GÖRE ORJİNAL RENKLERDEN FARKLILIK GÖSTEREBİLİR. RENK VE NUMUNELER TASARIM TESCİLLİDİR KOPYALANAMAZ.
Photographs may differ from the original colors according to the printing technique and ambient light. Products are registered in design. Do not copy.



DS 220 AYÇİÇEĞİ

2000-500-40 mm



DS 221 MOKKA

2000-500-40 mm



DS 222 BURMA

2000-500-40 mm

SERİ RESİMLERİ BASKI TEKNİĞİ VE ORTAMDAKİ IŞIĞA GÖRE ORJİNAL RENKLERDEN FARKLILIK GÖSTEREBİLİR. RENK VE NUMUNELER TASARIM TESCİLLİDİR KOPYALANAMAZ.
Photographs may differ from the original colors according to the printing technique and ambient light. Products are registered in design. Do not copy.




DS 223 BAL

2000-500-40 mm



DS 224 TEAK

2000-500-40 mm



DS 225 KAYIN

2000-500-40 mm

SERİ RESİMLERİ BASKI TEKNİĞİ VE ORTAMDAKİ IŞIĞA GÖRE ORJİNAL RENKLERDEN FARKLILIK GÖSTEREBİLİR. RENK VE NUMUNELER TASARIM TESCİLLİDİR KOPYALANAMAZ.
Photographs may differ from the original colors according to the printing technique and ambient light. Products are registered in design. Do not copy.

TUĐLA



653-401

1200-500-35 mm



653-403

1200-500-35 mm



653-410

1200-500-35 mm



653-411

1200-500-35 mm



653-412

1200-500-35 mm



653-415

1200-500-35 mm



653-416

1200-500-35 mm



653-418

1200-500-35 mm

SERİ RESİMLERİ BASKI TEKNİĐİ VE ORTAMDAKİ IŐIŐA GÖRE ORJİNAL RENKLERDEN FARKLILIK GÖSTEREBİLİR. RENK VE NUMUNELER TASARIM TESCİLLİDİR KOPYALANAMAZ.
Photographs may differ from the original colors according to the printing technique and ambient light. Products are registered in design. Do not copy.

BAROK TUĐLA



654-401

1200-500-35 mm



654-402

1200-500-35 mm



654-403

1200-500-35 mm



654-404

1200-500-35 mm



654-405

1200-500-35 mm



654-406

1200-500-35 mm



654-408

1200-500-35 mm

SERİ RESİMLERİ BASKI TEKNİĐİ VE ORTAMDAKİ IŐIŐA GÖRE ORJİNAL RENKLERDEN FARKLILIK GÖSTEREBİLİR. RENK VE NUMUNELER TASARIM TESCİLLİDİR KOPYALANAMAZ.
Photographs may differ from the original colors according to the printing technique and ambient light. Products are registered in design. Do not copy.

KAYRAK TAŐ ve YİĐMA TAŐ



659-401

1200-500-35 mm



659-402

1200-500-35 mm




659-403

1200-500-35 mm



659-404

1200-500-35 mm




659-405

1200-500-35 mm




660-401

1200-500-35 mm



660-402

1200-500-35 mm



660-404

1200-500-35 mm


SERİ RESİMLERİ BASKI TEKNİĐİ VE ORTAMDAKİ IŐIĐA GÖRE ORJİNAL RENKLERDEN FARKLILIK GÖSTEREBİLİR. RENK VE NUMUNELER TASARIM TESCİLLİDİR KOPYALANAMAZ.
Photographs may differ from the original colors according to the printing technique and ambient light. Products are registered in design. Do not copy.

BODRUM



679-401

1200-500-35 mm



679-402

1200-500-35 mm



679-403

1200-500-35 mm



679-404

1200-500-35 mm



679-405

1200-500-35 mm



679-406

1200-500-35 mm

KIRIK TAŐ



656-401

1200-500-35 mm



656-402

1200-500-35 mm

SERİ REŐİMLERİ BASKI TEKNİĐİ VE ORTAMDAKİ IŐIŐA GÖRE ORJİNAL RENKLERDEN FARKLILIK GÖSTEREBİLİR. RENK VE NUMUNELER TASARIM TESCİLLİDİR KOPYALANAMAZ.
Photographs may differ from the original colors according to the printing technique and ambient light. Products are registered in design. Do not copy.

TARLA TAŐI



685-401

1200-500-35 mm



685-402

1200-500-35 mm



685-403

1200-500-35 mm



685-404

1200-500-35 mm



685-405

1200-500-35 mm

SERİ REŐİMLERİ BASKI TEKNİĐİ VE ORTAMDAKİ IŐIŐA GÖRE ORJİNAL RENKLERDEN FARKLILIK GÖSTEREBİLİR. RENK VE NUMUNELER TASARIM TESCİLLİDİR KOPYALANAMAZ.
Photographs may differ from the original colors according to the printing technique and ambient light. Products are registered in design. Do not copy.

KARIŞIK TAŞ



680-401

1200-500-35 mm



680-402

1200-500-35 mm



680-404

1200-500-35 mm



680-405

1200-500-35 mm

PARKE TAŞI




681-401

1200-500-35 mm



681-403

1200-500-35 mm



681-405

1200-500-35 mm



681-406

1200-500-35 mm

SERİ RESİMLERİ BASKI TEKNİĞİ VE ORTAMDAKİ IŞIĞA GÖRE ORJİNAL RENKLERDEN FARKLILIK GÖSTEREBİLİR. RENK VE NUMUNELER TASARIM TESCİLLİDİR KOPYALANAMAZ.
Photographs may differ from the original colors according to the printing technique and ambient light. Products are registered in design. Do not copy.

